

Securities Sector: 6M2025 Update

Buoyant Market Sentiment, Stronger Asset Recovery and Capital Raising to Support Sector Growth into 2026

Vietnam’s securities sector is gaining momentum in 2H2025, supported by improving asset quality, resilient profitability, and proactive capital management. Slower bond defaults and active asset recovery efforts are stabilizing asset risks, while strong collateral buffers continue to contain margin loan exposures. Profitability remains healthy, with firms managing credit losses and sustaining returns on capital. Leverage rose modestly in 2Q2025 due to increased short-term borrowings, but upcoming IPOs and equity issuances—potentially adding up to 25% of total equity for some large firms—are expected to support expansion and contain leverage. Liquidity remains adequate, with risks mitigated by increasing use of longer-term funding and good access to bank credit lines. Overall, buoyant market sentiment, active debt restructuring, and proactive capital raising are laying the groundwork for a more resilient and scalable sector heading into 2026.

● Improved
 ● Stable
 ● Deteriorated

Factors Trend

Key highlights



Asset Quality



Slower bond defaults and debt restructuring efforts will help stabilize sector asset risk

- Sector exposure to higher-risk assets, such as unlisted shares and corporate bonds, increased to 20% in 2Q2025 from 19% in 1Q2025, driven by higher corporate bond investments from HDBS, TCBS, and BSI amid slower default rates.
- Firms with high exposure to defaulted bonds, such as VND (A- Stable) and TPS (BBB Stable), are actively accelerating bond recoveries and mitigate credit losses. Improved access to bank financing for bond issuers is also supporting asset risk stability.
- Asset risk for margin loans remains contained due to strong collateral buffers, although some private-bank-affiliated firms show higher concentration risk in large borrowers.



Profitability



Robust stock trading activity and investor sentiment will lift sector profitability

- Sector ROAA rose by 70 basis points quarter-on-quarter (QoQ) to 4.9% in 2Q2025, driven by stronger investment, bond advisory, and margin lending income amid improved investor sentiment.
- Firms with sizeable bond investments, such as TCBS and HDBS, recorded ROAA gains of 2 to 9.5 percentage points QoQ, supported by higher bond investment and advisory income. Rising stock trading volumes also boosted margin income for large firms like VPBANKS and SSI.
- Profitability among equity-focused firms was mixed. Mid-sized firms such as VIX, SHS (A Stable), and CTS benefited from improved market valuations, while others – including VDS, VCI, FTS – incurred losses on their investment portfolios.
- We expect sector profitability to strengthen in 2H2025, as robust stock market sentiment and the anticipated upgrade of Vietnam to FTSE Russell’s ‘Secondary Emerging Market’ status, which should drive growth in investment gains, margin lending, and advisory income.



Leverage



New capital raising will stabilize sector leverage

- Sector leverage ratio rose to 2.6x in 2Q2025 from 2.4x in 1Q2025, as bank-affiliated firms (e.g., SHS, TCBS, VPBANKS) increased short-term borrowings to support margin lending and corporate bond investment.
- Large firms, such as VPBANKS and VPSS, plan to raise equity through initial public offerings (IPO) over the next 2-3 quarters, with expected capital increases of up to 25% of total equity to support business expansion. In September, TCBS raised VND10.8 trillion from its IPO that was 2.5 times oversubscribed.
- Several firms nearing regulatory limits will require new capital to grow margin loans (e.g., HCM, MBS (A+ Stable)) and bond investments (e.g., VND).
- If successfully executed, the capital raising will contain leverage growth as business expands into 2026. In contrast, a few firms (e.g., CTS) will remain reliant on external borrowings.



Funding & Liquidity



Sector liquidity remained broadly stable

- Sector liquidity inflows/outflows declined marginally to 100% in 2Q2025 from 102% in 1Q2025, reflecting increased short-term borrowings by bank-backed firms such as VPBANKS, TCBS, KAFI, and LPBS.
- We view liquidity risks will remain well-managed, as firms increase long-term funding (e.g., ACBS, SHS), proactively raise new capital (e.g., VPBANKS, TCBS, KAFI), and maintain good access to bank credit lines (e.g., CTS, LPBS).

CONTACT US

Nguyen Duc Huy, CFA

Sector Lead Analyst

huy.nguyen@visrating.com

Phan Duy Hung, CFA, MBA

Director – Senior Analyst

hung.phan@visrating.com

Simon Chen, CFA

Head of Ratings and Research

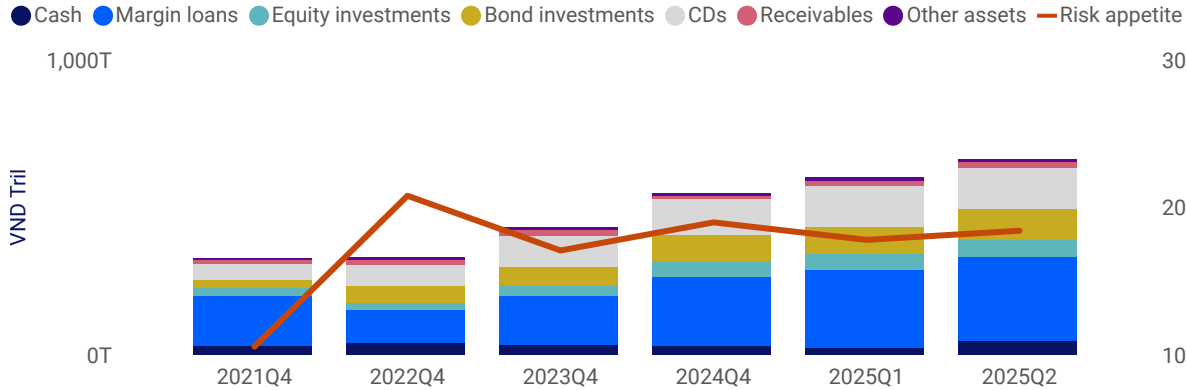
simon.chen@visrating.com



<https://visrating.com>

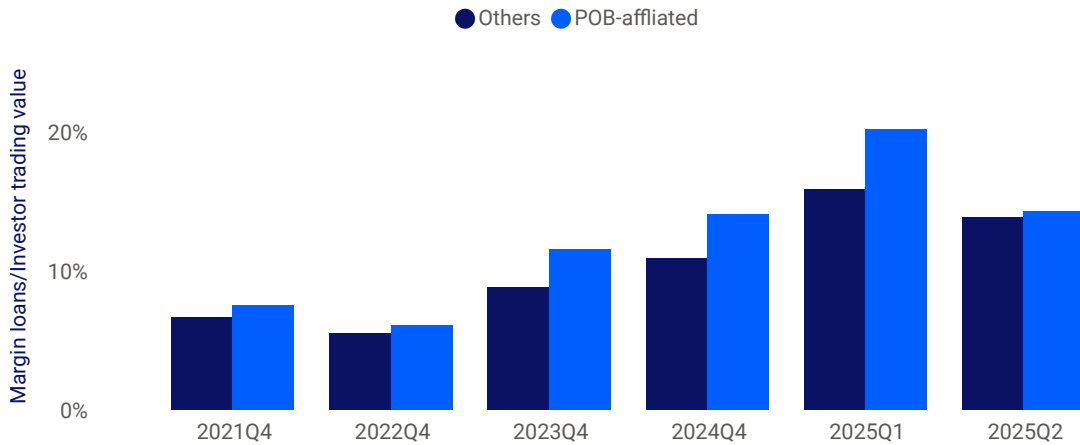
Slower bond defaults and debt restructuring efforts will help stabilize the sector's asset risk

Exhibit 1: The sector exposure to higher-risk assets increased...



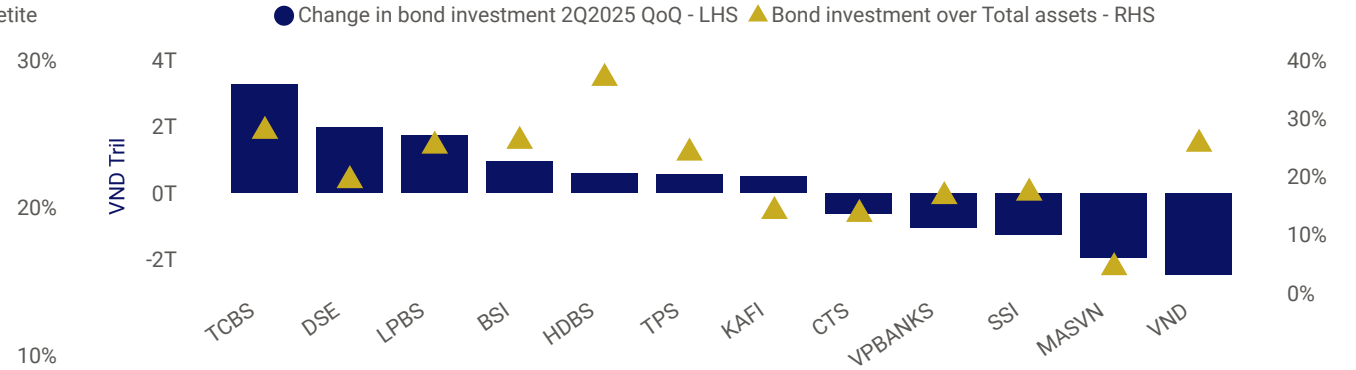
Note: Data includes top 30 securities firms by assets, covering around 90% of total sector assets
 Risk appetite ratio is calculated as total higher-risk assets, including corporate bonds, unlisted shares, overdue margin loans and receivables, and off-balance sheet exposures, divided by tangible assets.
 Source: Company data, VIS Rating

Exhibit 3: Some private-bank-affiliated exhibit exposure to large clients



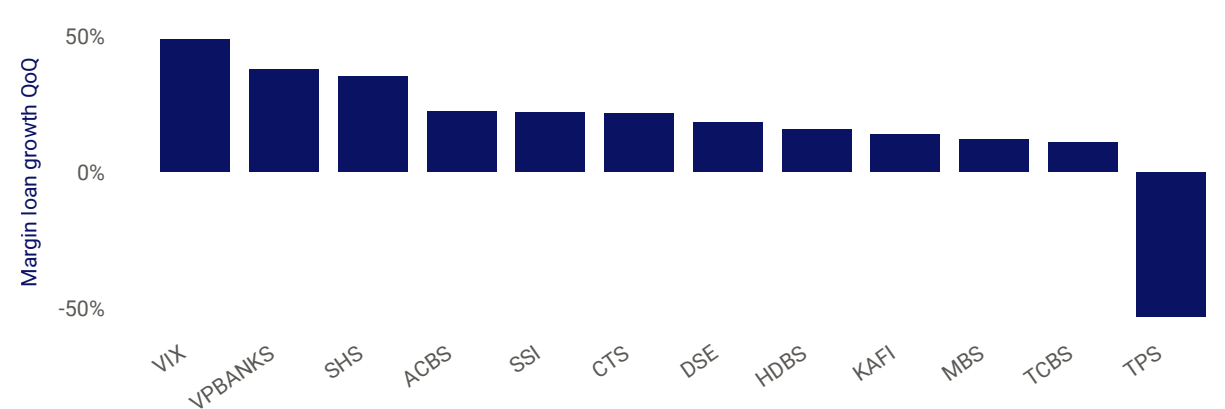
Note: Data includes top 30 securities firms by assets, covering around 90% of total sector assets
 Source: Company data, VIS Rating

Exhibit 2: ...driven by higher corporate bond investment amid slower bond defaults



Note: Refer to the Appendix for the full name of securities firms
 Source: Company data, VIS Rating

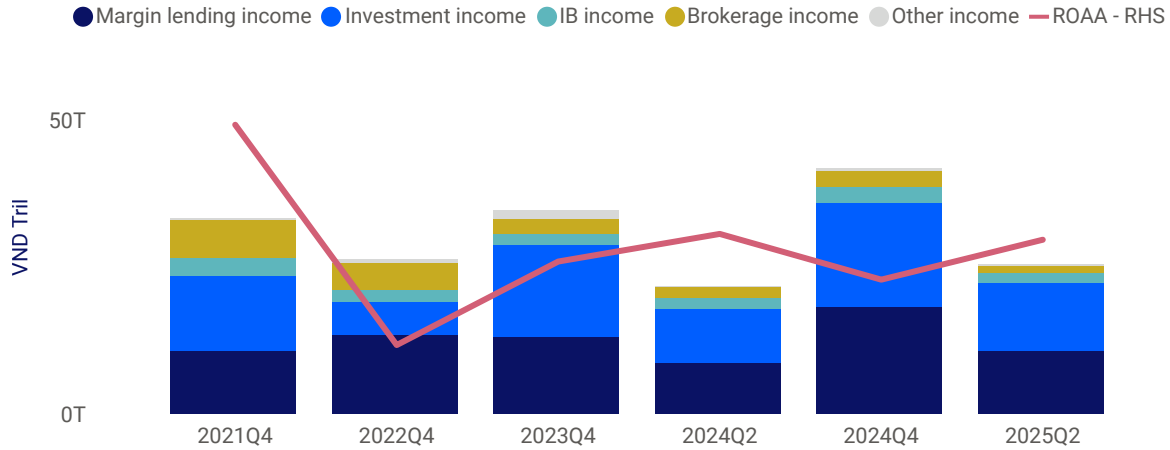
Exhibit 4: Margin lending growth led by private-bank-affiliated securities



Note: Refer to the Appendix for the full name of securities firms
 Source: Company data, VIS Rating

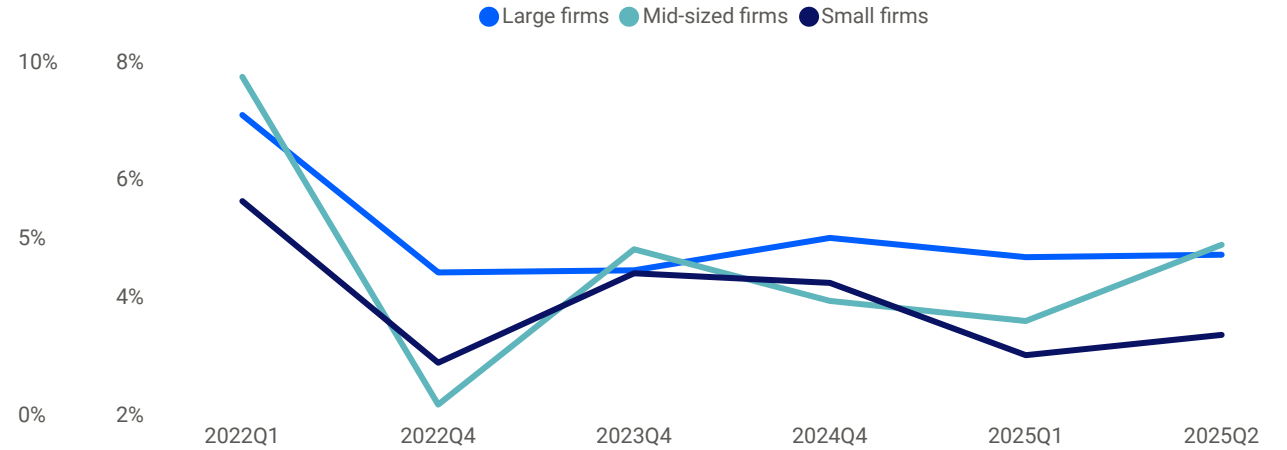
Robust stock trading activity and investor sentiment boosted sector profits

Exhibit 5: Sector profit improved driven by stronger investment, bond advisory, and margin lending income



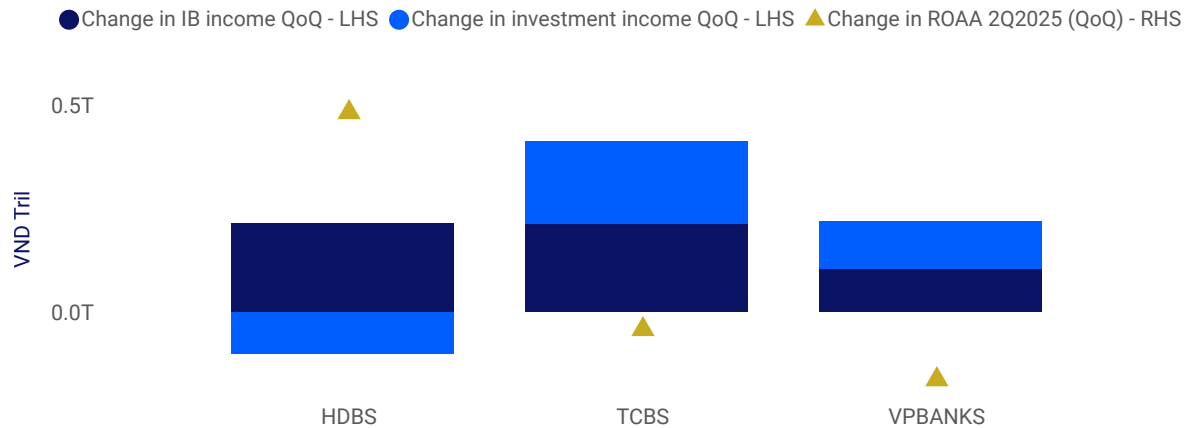
Note: Data includes top 30 securities firms by assets, covering around 90% of total sector assets
Source: Company data, VIS Rating

Exhibit 6: Mid-sized firms' profitability outperformed peers



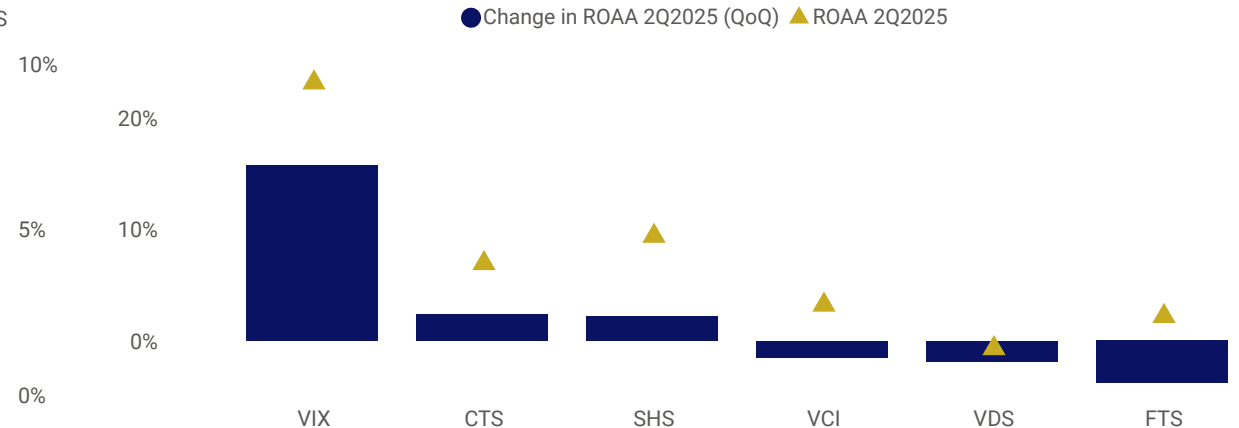
Note: Refer to the Appendix for the classification of securities firms
Source: Company data, VIS Rating

Exhibit 7: Bond-focused firms improved ROAA driven by higher bond investment and advisory income



Note: Refer to the Appendix for the full name of securities firms
Source: Company data, VIS Rating

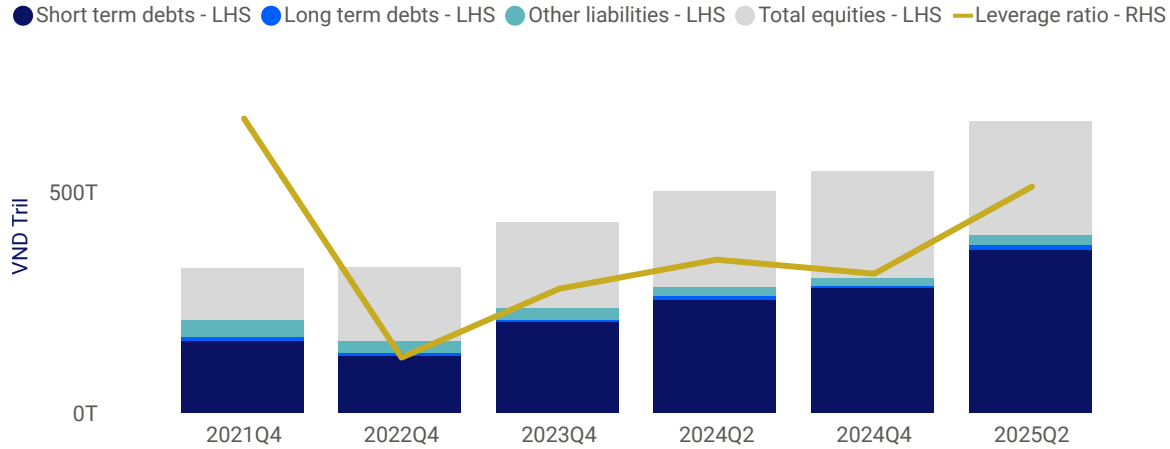
Exhibit 8: Profits among equity-focused firms were mixed



Note: Refer to the Appendix for the full name of securities firms
Source: Company data, VIS Rating

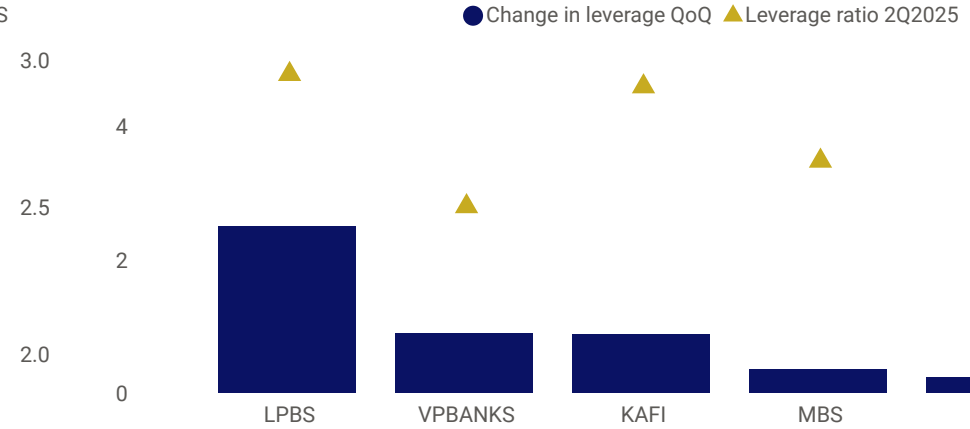
New capital raising plans will stabilize sector leverage

Exhibit 9: The sector leverage continued to increase in 2Q2025 ...



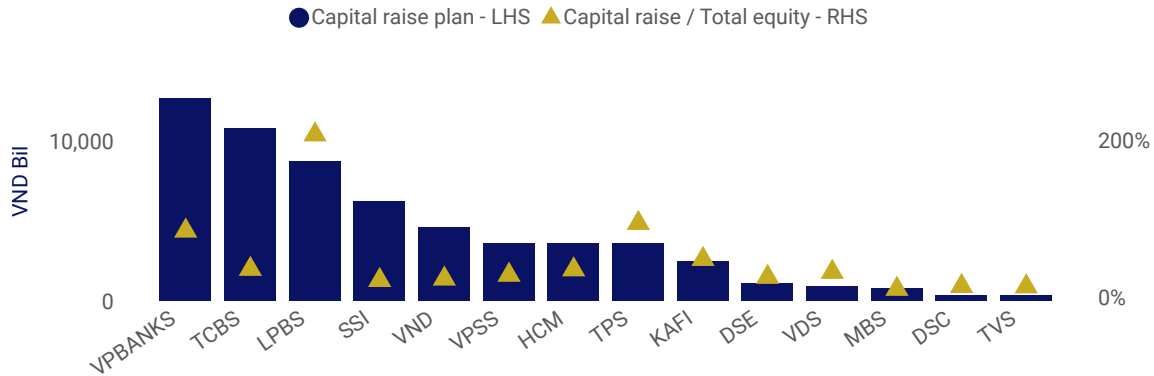
Note: Data includes top 30 securities firms by assets, covering around 90% of total sector assets
Source: Company data, VIS Rating

Exhibit 10: ...led by bank-affiliated firms



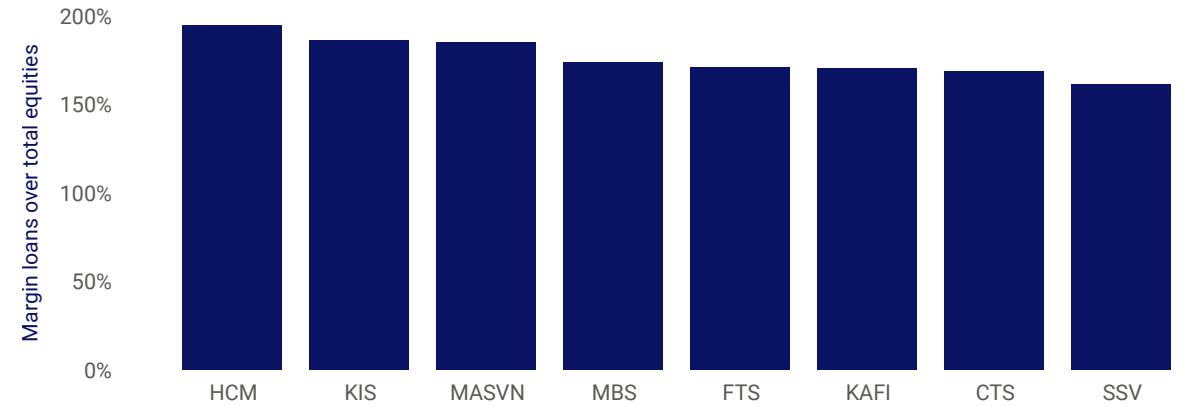
Note: Refer to the Appendix for the full name of securities firms
Source: Company data, VIS Rating

Exhibit 11: Large firms actively plan to raise new capital through initial public offerings



Note: Refer to the Appendix for the full name of securities firms
Total equities were as of 2Q2025; In September 2025, TCBS raised VND10.8 trillion from its IPO
Source: Company data, VIS Rating

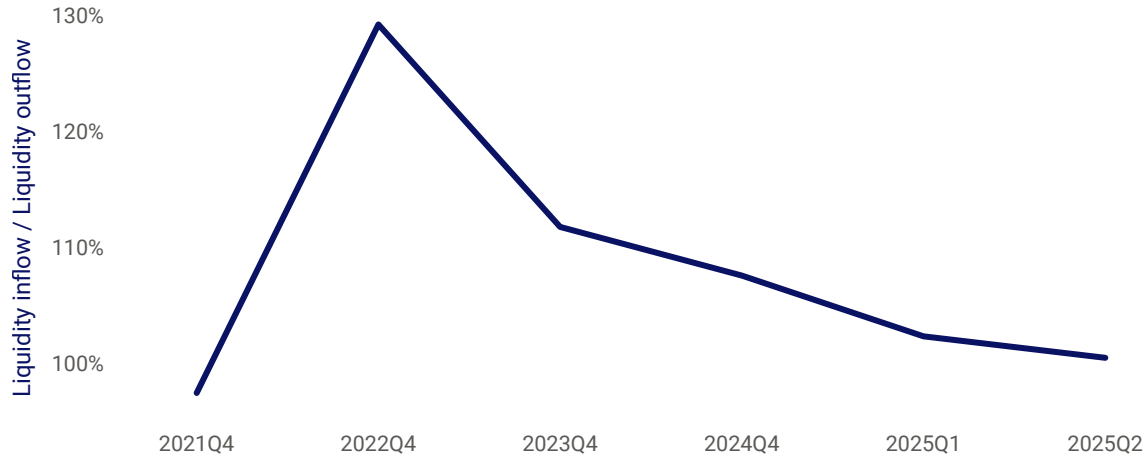
Exhibit 12: Several firms need new capital as they approach regulatory threshold



Note: Refer to the Appendix for the full name of securities firms
Source: Company data, VIS Rating

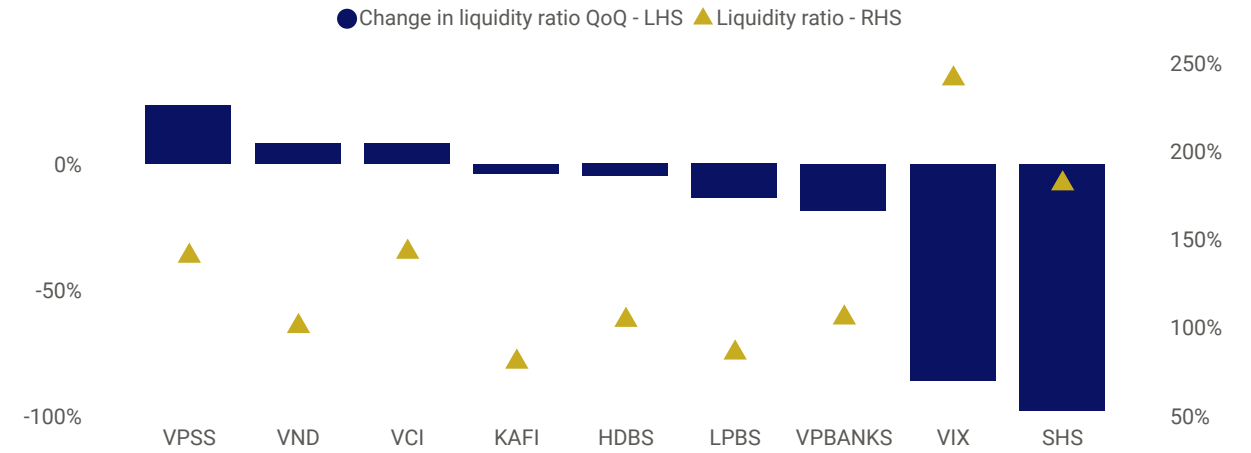
Sector liquidity remained broadly stable

Exhibit 13: Sector liquidity inflows/outflows continued to declined...



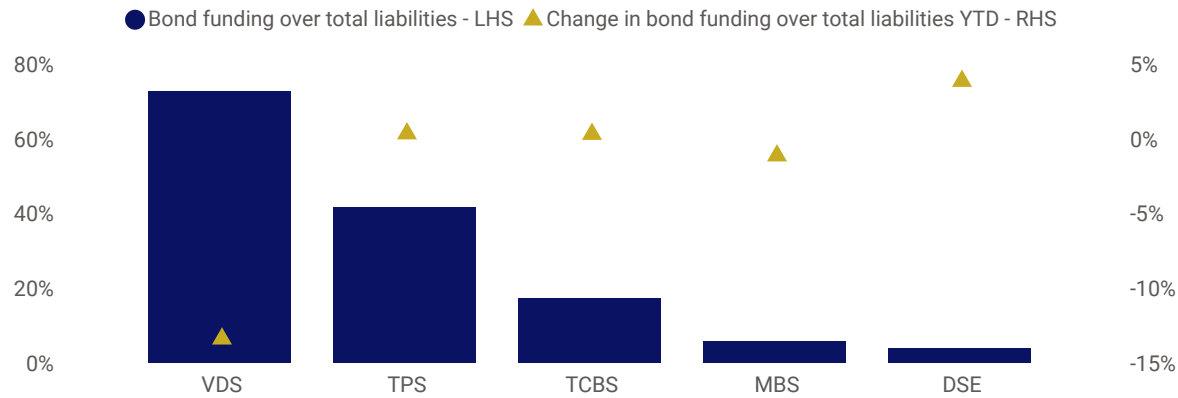
Note: Data includes top 30 securities firms by assets, covering around 90% of total sector assets
Source: Company data, VIS Rating

Exhibit 14: ...due to higher short-term borrowings by firms affiliated with banks



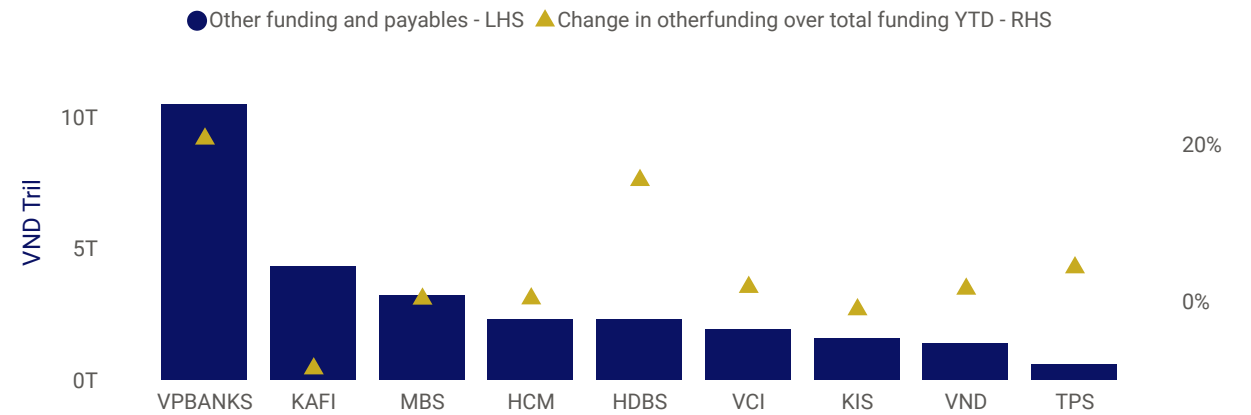
Note: Refer to the Appendix for the full name of securities firms
Source: Company data, VIS Rating

Exhibit 15: Firms improve their funding stability through higher long-term bond issuance



Note: Refer to the Appendix for the full name of securities firms
Data was as of 2025Q2
Source: Company data, VIS Rating

Exhibit 16: Several firms increased borrowings from customers



Note: Refer to the Appendix for the full name of securities firms
Data was as of 2025Q2
Source: Company data, VIS Rating

APPENDIX

The firms included in our analysis are as follows:

	Short name	Full name	Classification
1	SSI	SSI Securities Corporation	Large firms
2	TCBS	Techcom Securities JSC	Large firms
3	VND	VNDirect Securities Corporation	Large firms
4	HCM	Ho Chi Minh City Securities Corporation	Large firms
5	VPSS	VPS Securities JSC	Large firms
6	MASVN	Mirae Asset Securities (Vietnam) JSC	Large firms
7	VPBANKS	VPBank Securities JSC	Large firms
8	ACBS	ACB Securities Co., Ltd.	Large firms
9	VCI	VietCap Securities JSC	Large firms
10	MBS	MB Securities JSC	Large firms
11	VIX	VIX Securities JSC	Mid-sized firms
12	KIS	KIS Vietnam Securities Corporation	Mid-sized firms
13	SHS	Saigon - Hanoi Securities JSC	Mid-sized firms
14	KAFI	KAFI Securities JSC	Mid-sized firms
15	VCBS	Vietcombank Securities Co., Ltd.	Mid-sized firms
16	TPS	Tien Phong Securities Corporation	Mid-sized firms
17	BSI	BIDV Securities JSC	Mid-sized firms
18	DSE	DNSE Securities JSC	Mid-sized firms
19	KBSV	KB Securities Vietnam JSC	Mid-sized firms
20	CTS	Viet Nam Bank For Industry & Trade Securities JSC	Mid-sized firms
21	FTS	FPT Securities JSC	Small firms
22	HDBS	HD Securities Corporation	Small firms
23	SSV	Shinhan Securities VietNam Co., Ltd.	Small firms
24	TVS	Thien Viet Securities JSC	Small firms
25	VDS	Viet Dragon Securities Corporation	Small firms
26	YSVN	Yuanta Securities Vietnam Ltd Company	Small firms
27	MBKE	Maybank Securities Limited	Small firms
28	DSC	DSC Securities Corporation	Small firms
29	BVS	Baoviet Securities Company	Small firms
30	LPBS	LPBank Security JSC	Small firms

© 2025 Vietnam Investors Service And Credit Rating Agency Joint Stock Company (“Công Ty Cổ Phần Xếp Hạng Tín Nhiệm Đầu Tư Việt Nam” in Vietnamese) (“VIS Rating”). All rights reserved.

Moody's holds a 49% ownership stake in VIS Rating. A Technical Services Agreement is in place between the two companies, under which Moody's provides certain services, including technical assistance, to VIS Rating. However, Moody's is not involved in any particular VIS Rating credit rating or research processes. This report and the opinions expressed herein represent the independent views of VIS Rating and should not be attributed to any Moody's entities, directors, officers, or employees.

DISCLAIMER

CREDIT RATINGS ISSUED BY VIS RATING ARE OUR CURRENT OPINIONS OF THE RELATIVE FUTURE CREDIT RISK OF ENTITIES, DEBT OR FINANCIAL OBLIGATIONS, DEBT SECURITIES, PREFERRED SHARES OR OTHER FINANCIAL INSTRUMENTS OR OF ISSUER OF SUCH DEBTS OR FINANCIAL OBLIGATIONS, DEBT SECURITIES, PREFERRED SHARES OR OTHER FINANCIAL INSTRUMENTS IN VIETNAM AND MATERIALS, PRODUCTS, SERVICES AND INFORMATION PUBLISHED BY VIS RATING (COLLECTIVELY, “PUBLICATIONS”) MAY INCLUDE SUCH CURRENT OPINIONS. VIS RATING DEFINES CREDIT RISK AS THE RISK THAT AN ENTITY MAY NOT MEET ITS CONTRACTUAL FINANCIAL OBLIGATIONS AS THEY COME DUE AND ANY ESTIMATED FINANCIAL LOSS IN THE EVENT OF DEFAULT OR IMPAIRMENT. SEE APPLICABLE VIS RATING'S RATING SYMBOLS AND DEFINITIONS PUBLICATION FOR INFORMATION ON THE TYPES OF CONTRACTUAL FINANCIAL OBLIGATIONS ADDRESSED BY VIS RATING'S CREDIT RATINGS. APART FROM FUNDAMENTAL RISKS NEEDED TO BE ASSESSED AS REQUIRED UNDER THE VIETNAMESE LAW (INCLUDING DECREE 88/2014 DATED 26 SEPTEMBER 2014 OF THE GOVERNMENT) ON CREDIT RATING SERVICES FROM TIME TO TIME, CREDIT RATINGS DO NOT ADDRESS ANY OTHER RISK, INCLUDING BUT NOT LIMITED TO: LIQUIDITY RISK, MARKET VALUE RISK, OR PRICE VOLATILITY. CREDIT RATINGS, NON-CREDIT ASSESSMENTS (“ASSESSMENTS”), AND OTHER OPINIONS INCLUDED IN VIS RATING'S PUBLICATIONS ARE NOT STATEMENTS OF CURRENT OR HISTORICAL FACT. VIS RATING'S CREDIT RATINGS, ASSESSMENTS, OTHER OPINIONS AND PUBLICATIONS ARE FOR REFERENCES ONLY AND DO NOT CONSTITUTE OR PROVIDE INVESTMENT OR FINANCIAL ADVICE. VIS RATING'S CREDIT RATINGS, ASSESSMENTS, OTHER OPINIONS AND PUBLICATIONS ARE NOT AND DO NOT PROVIDE RECOMMENDATIONS TO INVEST INTO, CONTRIBUTE CAPITAL, PURCHASE, SELL, OR HOLD PARTICULAR DEBT INSTRUMENTS OR FINANCIAL INSTRUMENTS. VIS RATING'S CREDIT RATINGS, ASSESSMENTS, OTHER OPINIONS AND PUBLICATIONS DO NOT COMMENT ON THE SUITABILITY OF AN INVESTMENT FOR ANY PARTICULAR INVESTOR. VIS RATING ISSUES ITS CREDIT RATINGS, ASSESSMENTS AND OTHER OPINIONS AND PUBLISHES ITS PUBLICATIONS WITH THE EXPECTATION AND UNDERSTANDING THAT EACH INVESTOR WILL, WITH DUE CARE, MAKE ITS OWN STUDY AND EVALUATION OF EACH SECURITY OR DEBT INSTRUMENT THAT IS UNDER CONSIDERATION FOR PURCHASE, HOLDING, OR SALE.

VIS RATING'S CREDIT RATINGS, ASSESSMENTS, OTHER OPINIONS, AND PUBLICATIONS ARE NOT INTENDED FOR USE BY NON-PROFESSIONAL INVESTORS AND IT WOULD BE RECKLESS AND INAPPROPRIATE FOR NON-PROFESSIONAL INVESTORS TO USE VIS RATING'S CREDIT RATINGS, ASSESSMENTS, OTHER OPINIONS OR PUBLICATIONS WHEN MAKING AN INVESTMENT DECISION. IF IN DOUBT YOU SHOULD CONTACT YOUR FINANCIAL OR OTHER PROFESSIONAL ADVISER.

ALL INFORMATION CONTAINED HEREIN (INCLUDING INFORMATION OF VIS RATING AND/OR THIRD PARTIES WHO LICENSE VIS RATING TO INCORPORATE THE INFORMATION HEREIN (“VIS RATING'S LICENSORS”)) IS PROTECTED BY LAW, INCLUDING BUT NOT LIMITED TO, COPYRIGHT LAW, AND NONE OF SUCH INFORMATION MAY BE COPIED OR OTHERWISE REPRODUCED, REPACKAGED, FURTHER TRANSMITTED, TRANSFERRED, DISSEMINATED, REDISTRIBUTED OR RESOLD, OR STORED FOR SUBSEQUENT USE FOR ANY SUCH PURPOSE, IN WHOLE OR IN PART, IN ANY FORM OR MANNER OR BY ANY MEANS WHATSOEVER, BY ANY PERSON WITHOUT PRIOR WRITTEN CONSENT OF VIS RATING OR VIS RATING'S LICENSORS. VIS RATING'S CREDIT RATINGS, ASSESSMENTS, OTHER OPINIONS AND PUBLICATIONS ARE NOT INTENDED FOR USE BY ANY PERSON AS A BENCHMARK AS THAT TERM IS DEFINED FOR REGULATORY PURPOSES AND MUST NOT BE USED IN ANY WAY THAT COULD RESULT IN THEM BEING CONSIDERED A BENCHMARK.

All information contained herein is obtained by VIS Rating from sources believed by it to be accurate and reliable. Because of the possibility of human or mechanical error as well as other factors, however, all information contained herein is provided “AS IS” without warranty of any kind. VIS Rating adopts all necessary measures so that the information it uses in assigning a credit rating is of sufficient quality and from sources VIS Rating considers to be reliable including, when appropriate, independent third-party sources. However, VIS Rating is not an auditor and cannot in every instance independently verify or validate information received in the rating process or in preparing its Publications.

To the extent permitted by law, VIS Rating and its directors, officers, employees, agents, representatives, licensors and suppliers disclaim liability to any person or entity for any indirect, special, consequential, or incidental losses or damages whatsoever arising from or in connection with the information contained herein or the use of or inability to use any such information, even if VIS Rating or any of its directors, officers, employees, agents, representatives, licensors or suppliers is advised in advance of the possibility of such losses or damages, including but not limited to: (a) any loss of present or prospective profits or (b) any loss or damage arising where the relevant financial instrument is not the subject of a particular credit rating assigned by VIS Rating.

To the extent permitted by law, VIS Rating and its directors, officers, employees, agents, representatives, licensors and suppliers disclaim liability for any direct or compensatory losses or damages caused to any person or entity, including but not limited to by any negligence (but excluding fraud, willful misconduct or any other type of liability that, for the avoidance of doubt, by law cannot be excluded) on the part of, or any contingency within or beyond the control of, VIS Rating or any of its directors, officers, employees, agents, representatives, licensors or suppliers, arising from or in connection with the information contained herein or the use of or inability to use any such information.

NO WARRANTY, EXPRESS OR IMPLIED, AS TO THE ACCURACY, TIMELINESS, COMPLETENESS, MERCHANTABILITY OR FITNESS FOR ANY PARTICULAR PURPOSE OF ANY CREDIT RATING, ASSESSMENT, OTHER OPINION OR INFORMATION IS GIVEN OR MADE BY VIS RATING IN ANY FORM OR MANNER WHATSOEVER.

VIS RATING MAY MAKE MODIFICATIONS AND/OR CHANGES TO ITS PUBLICATION AT ANY TIME, FOR ANY REASON. HOWEVER, VIS RATING UNDERTAKES NO OBLIGATION (NOR DOES IT INTEND) TO PUBLICLY SUPPLEMENT, UPDATE OR REVISE ITS PUBLICATION ON A GOING-FORWARD BASIS. YOU ASSUME THE SOLE RISK OF MAKING USE OF AND/OR RELYING ON VIS RATING'S ASSESSMENTS, OTHER OPINIONS AND PUBLICATION.

VIS Rating maintains policies and procedures to address the independence of VIS Rating's credit ratings and credit rating processes. Information regarding, among others, entities holding more than 5% of the contributed charter capital of VIS Rating, any change to the shareholding ratios of entities holding more than 5% of the contributed charter capital of VIS Rating and a list of rated entities with a credit rating service charge accounting for over 5% of VIS Rating's total revenue from credit rating activities in the fiscal year prior to the time of information disclosure, are posted at <https://visrating.com> under the heading “Corporate Disclosure”.



Empowering Better Decisions